

Mr N J Thurstan DMS MCIEH

Assistant Director
(Environment & Regulatory Services)

Reference: 70688/70689/70690
Please ask for:
Telephone
Fax: 01827 709 434
Email: @tamworth.gov.uk

Company Secretary
Mitchells & Butlers
27 Fleet Street
Birmingham
B3 1JP

5th March 2008

Dear Sir / Madam

**Regulation (EC) No 852/2004 applied by Regulation 17(1) of the Food Hygiene (England) (No 2) Regulations 2005 (Other legislation and relevant parts of EC 852 are specified below as applicable)
Health & Safety at Work etc Act 1974 (HSW)
Control of Asbestos Regulations 2006
Pretty Pigs, Shuttington Road, Alvecote**

I wish to confirm the inspection of the above mentioned premises on 20th February 2008 during which I was accompanied by. The attached schedule details the action to be taken to comply with the law and recommendations considered to be good working practice.

Schedule A outlines the work needed to comply with the law. This work or work considered equally effective must be completed, subject to approval by this unit, in the time stated below.

Schedule B lists all those matters which, though not legally required, are considered to be good working practice. You should view these recommendations as important guidance for developing safe, hygienic practices.

If you consider any of the work required in this letter unreasonable or would like to discuss any issues, please contact me on the above number of my manager Colin John on 01827 709429.

I intend to visit the premises in 4 months and expect matters detailed in Schedule A to have been completed.

Please note that, subject to the Data Protection Act, details of inspections may be divulged to members of the public under the Freedom of Information Act 2000. Please note that parts of this inspection report will appear on the following website:

www.ratemyplace.org.uk

I enclose your "ratemyplace" certificate and associated inspection summary. I recommend that you display the certificate in a prominent position in the shop window of the above premises.

Should you require any further advice or assistance please do not hesitate to contact this unit.

Yours faithfully

enc

Manageress
Pretty Pigs
Shuttington Road
Alvecote
Tamworth
Staffs

Schedule of Works

Pretty Pigs, Shuttington Road, Alvecote

Schedule A

Food Hygiene

- The floor coverings throughout were dirty especially at floor / wall junctions and behind or below equipment. Thoroughly clean the floor and maintain in a clean condition.
(Regulation (EC) No 852/2004 Annex II Chapter I Para 1)

Rear Yard

- The rear yard floor was dirty and greasy and there was food debris around the bin area. Thoroughly clean the floor using a degreasing chemical and maintain in a clean condition.
(Regulation (EC) No 852/2004 Annex II Chapter I Para 1)

Rear Food Preparation Area

- The blue plastic containers used for storing chips were not clean. Thoroughly clean the blue plastic containers to minimise any risk of contamination of food
Regulation (EC) No 852/2004 Annex II Chapter V Para 1(a)
- The rear door was dirty. The door should be thoroughly washed down and maintained in clean condition.
Regulation (EC) No 852/2004 Annex II Chapter I Para 1
- The tiled floor was dirty especially at floor / wall junctions and behind or below equipment. Thoroughly clean the floor and maintain in a clean condition.
(Regulation (EC) No 852/2004 Annex II Chapter I Para 1)
- The plaster wall covering was dirty. Thoroughly clean the wall covering and maintain in a clean condition.
Regulation (EC) No 852/2004 Annex II Chapter I Para 1
- The plaster wall covering had not been sealed. Ensure the plaster wall covering is sealed and left in a sound easy to clean condition.
(Regulation (EC) No852/2004 Annex II Chapter II Para 1(b))

Staff Changing Area

- The plaster wall covering was in a poor state of repair due to either damp or water ingress. Renew or repair the wall covering and leave in a sound easy to clean condition.
Regulation (EC) No 852/2004 Annex II Chapter I Para 1

Main Kitchen

- The door to the cupboard where various utensils were stored was severely damaged. Renew or repair the door and leave in a sound easy to clean condition.
(Regulation (EC) No852/2004 Annex II Chapter I, Para 1
- There was no hygienic hand drying facilities for example paper towels at all of the hand wash basins in this area. Wash hand basins must be provided with hygienic hand drying facilities.
(Regulation (EC) No 852/2004 Annex II Chapter I, Para 4.)
- Equipment, namely plastic containers used for prepared vegetables were damaged such that pieces could break off and contaminate food. Replace the defective equipment to prevent contamination of food. Equipment which comes into contact with food must be in such good order and repair as to minimise any risk of contamination of food.
Regulation (EC) No 852/2004 Annex II Chapter V Para 1(b)

Slips and Trips

- There was cardboard on the floor in the pot wash area to help prevent the accumulation of water on the floor from the pot washing process. This practice is not acceptable as cardboard in itself poses a trip hazard.

You should ensure that the floor of the pot wash area is provided with an effective means of drainage to remove water which collects there, and which may cause persons to slip and fall.

Remedial measures could include the provision of duckboards, mats or grids, use of ribbed or profiled surfaces or the installation of slightly sloping floors provided with suitably protected drains or channels.

Workplace (Health, Safety and Welfare) Regulations 1992 Regulations 12(1) and 12(2)

NB I have spoken with Tim Oldman on the telephone regarding the slips issues in the kitchen and a mat has been ordered for the pot wash area to alleviate the excessive water pooling on the floor.

- There appears to be a reduction in management control over the risks associated with slipping and tripping in the kitchen. There were inadequate housekeeping and cleaning regimes in place to ensure slips and trips did not occur this was a particular issue where deck scrubs and brushes only had a few centimetres of bristle left which was in turn encrusted with grease.
- You have failed to make and put into practice arrangements for the effective planning, organisation, control, monitoring, and review of the preventative and protective measures that will, so far as is reasonably practicable, avoid or reduce the risk of injury to employees from slipping.
- Taking into account any assessment of risks to persons from slipping, tripping and falling at the location specified, and having regard to the nature of your

activities and the size of your undertaking, you should: determine what arrangements are appropriate to ensure that the introduction of those preventative and protective measures identified in the risk assessment is effectively planned. You should also determine what arrangements are appropriate to ensure the effective organisation, control, monitoring and review of the preventative and protective measures.

And

- You should record those arrangements and implement them.
Management of Health and Safety at Work Regulations 1999 Regulation 5

Asbestos

- During my inspection it became apparent that staff were unsure whether an asbestos survey had been carried out for the premises. After contacting Head Office I was given a copy of the asbestos register for the premises which highlighted areas within the premises that still contained asbestos.

To my knowledge there does not appear to be an asbestos management plan in place for the remaining ACM's (asbestos containing materials) on the premises.

Where an assessment shows that asbestos is or is liable to be present in any part of the premises the duty holder shall ensure that:-

A written plan identifying those parts of the premises concerned is prepared

AND

The measures which are to be taken for managing the risk are specified in the written plan.

The measures to be specified in the plan for managing the risk shall include adequate measures for ensuring any ACM's are properly maintained or where necessary removed.

I therefore request that a suitable and sufficient management plan be implemented for the remaining ACM's and a copy forwarded to the premises and my office within 4 months.

Control of Asbestos Regulations 2006, Regulation 4

Schedule B


No items

News letter

Workplace transport

Help prevent accidents, assess and manage vehicle and driver safety by using the HSE “Route Map”. This is a website for anyone involved in transport in the workplace such as site designers, banksmen, fork lift drivers etc. It provides resources to help you tackle vehicle safety at work including guidance, tools, safety signs, case studies and videos.

<http://www.hse.gov.uk/workplacetransport/index.htm>




Health & Safety Executive

Vehicles at work


- **Vehicles home**
- About this website
- Personnel
- Site layout and maintenance
- Management responsibilities
- Vehicle selection and maintenance
- Driving for work
- FAQs
- ▶ Case studies
- Practical examples

Vehicles at work - the Route Map


Help prevent accidents - assess and manage vehicle and driver safety - wherever you work.




Personnel



Site layout and maintenance



Management responsibilities



Vehicle selection & maintenance